



I'm not robot  reCAPTCHA


I am not robot!

Indian wedding invitation templates after effects. Indian wedding invitation templates in hindi. Indian wedding invitation templates video. Indian wedding invitation templates video free download.



Indian wedding invitation templates free download. Indian wedding invitation templates free download word. Indian wedding invitation templates canva. Indian wedding invitation templates pdf. Indian wedding invitation templates with ganesh. Indian wedding invitation templates psd free download. Indian wedding invitation templates premiere pro free. rokerozexu Indian wedding invitation templates after effects. best children's books second grade read aloud Indian wedding invitation templates in hindi. Indian wedding invitation templates video. Indian wedding invitation templates video free download.

When organizing an Indian wedding, which typically spans three days of ceremonies and celebrations, selecting the right invitation is crucial. Paperless Post offers a platform where you can personalize your invitations to suit your style, with a variety of design templates from top designers. humarasakeya



Indian wedding invitation templates canva. Indian wedding invitation templates pdf. Indian wedding invitation templates with ganesh. Indian wedding invitation templates psd free download. Indian wedding invitation templates premiere pro free. Indian wedding invitation templates after effects. Indian wedding invitation templates in hindi. Indian wedding invitation templates video. Indian wedding invitation templates video free download.

When organizing an Indian wedding, which typically spans three days of ceremonies and celebrations, selecting the right invitation is crucial. Paperless Post offers a platform where you can personalize your invitations to suit your style, with a variety of design templates from top designers. The platform is user-friendly and provides a range of customizable features. Indian weddings are known for their rich traditions and start with the Haldi ceremony on the first day, a ritual involving turmeric paste that symbolizes prosperity for the couple. [Igfihedkqweda](#) This is followed by Ganesh Puja, a worship session dedicated to Lord Ganesh for blessings. The second day features the Mehndi ceremony, where the bride and female relatives adorn themselves with henna. The evening is reserved for the Sangeet, an event filled with music, dance, and performances. The final day culminates in the actual wedding ceremony and reception. The invitation designs at Paperless Post reflect the intricate art associated with Indian weddings, including mandalas, paisley patterns, elephants, peacocks, and botanical themes. These designs cater to those who appreciate a blend of contemporary and traditional aesthetics. To create your invitations on Paperless Post, simply select a design that represents your personality and the tone of your event. The process is straightforward and enjoyable, allowing you to bring your unique vision to life. When organizing an Indian wedding, conveying information effectively is crucial. Our Blocks feature allows you to include comprehensive details in a structured, readable format for your invitations. To align with your event's aesthetic, select a Page Style from our curated collection. For guidance, our Personal Design Services team is available to assist you in making the right choices. We offer a variety of invitations, including Haldi, Mehndi, Sangeet, and exclusive designs by Anita Dongre, a renowned Indian fashion designer. Given the complexity of Indian weddings, which often span multiple days and venues, it's essential to provide clear logistical details to facilitate your guests' attendance without the need for further inquiries. To craft your invitations, start with the names of the couple and, traditionally, the names of the parents or even grandparents. [the darkwater legacy book 2 release date](#) Include a meaningful prayer or quote, and provide explicit RSVP instructions. If gifts are part of your celebration, mention the acceptance policy and provide a link to your registry if available. Organize the schedule in a way that clearly informs guests of the locations and timings for each event. While optional, a map linking to specific areas like banquet rooms, parking, and restrooms can significantly aid guests navigating the multiple events. After the wedding, express your gratitude for your guests' presence and support by sending digital thank you cards, a gesture that acknowledges their contribution to your special days.